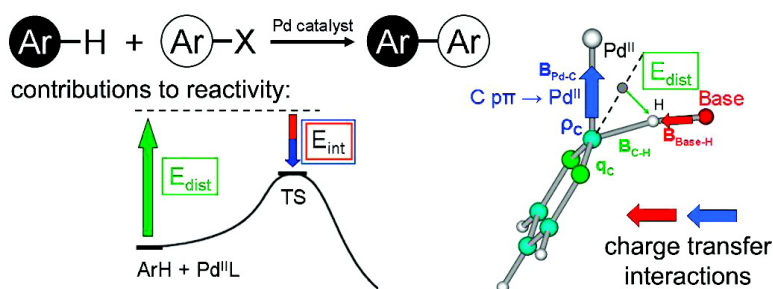


## Analysis of the Concerted Metalation-Deprotonation Mechanism in Palladium-Catalyzed Direct Arylation Across a Broad Range of Aromatic Substrates

Serge I. Gorelsky, David Lapointe, and Keith Fagnou

*J. Am. Chem. Soc.*, **2008**, 130 (33), 10848-10849 • DOI: 10.1021/ja802533u • Publication Date (Web): 29 July 2008

Downloaded from <http://pubs.acs.org> on February 8, 2009



### More About This Article

Additional resources and features associated with this article are available within the HTML version:

- Supporting Information
- Links to the 9 articles that cite this article, as of the time of this article download
- Access to high resolution figures
- Links to articles and content related to this article
- Copyright permission to reproduce figures and/or text from this article

[View the Full Text HTML](#)



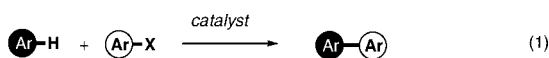
## Analysis of the Concerted Metalation-Deprotonation Mechanism in Palladium-Catalyzed Direct Arylation Across a Broad Range of Aromatic Substrates

Serge I. Gorelsky,\* David Lapointe, and Keith Fagnou\*

Center for Catalysis Research and Innovation, University of Ottawa, Department of Chemistry, 10 Marie Curie, Ottawa, Ontario, Canada K1N 6N5

Received April 7, 2008; E-mail: sgorelsk@uottawa.ca; keith.fagnou@uottawa.ca

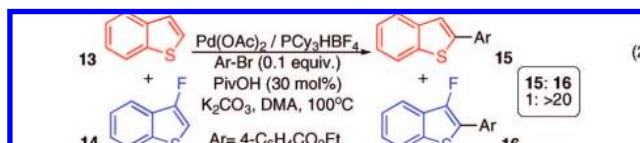
Palladium-catalyzed direct arylation is emerging as a valuable and efficient alternative to traditional metal-catalyzed cross-couplings in the construction of biaryl compounds (eq 1).<sup>1–3</sup> To predict substrate suitability and regioselectivity, however, will require a more complete understanding of the underlying physical parameters governing reactivity and selectivity across the broadest range of substrates possible. With palladium, several reaction pathways have been proposed including oxidative C–H insertion,<sup>4</sup> electrophilic aromatic substitution (S<sub>E</sub>Ar),<sup>5</sup> Heck-like,<sup>6</sup> anionic cross-coupling, and concerted metalation-deprotonation (CMD).<sup>7</sup> Two of these mechanisms have received the most support: S<sub>E</sub>Ar with electron-rich,  $\pi$ -nucleophilic heteroarenes and CMD with simple and electron-deficient benzenes. Herein we demonstrate that the CMD pathway not only predicts the reactivity and regioselectivity observed with some simple and electron-deficient benzenes but also does so for a diverse set of arenes spanning the entire spectrum of known direct arylation coupling partners, including those that have been proposed to react via S<sub>E</sub>Ar (Figure 1).



The mechanism for reaction with arenes **1** to **14**<sup>8</sup> was evaluated by density functional theory (DFT) with the B3LYP<sup>9</sup> exchange-correlation functional (Figure 1). In each case, a relevant transition state (TS) corresponding to the CMD pathway was located (the TS for arene **8** is included in Figure 2). This pathway corresponds to the lowest energy pathway and predicts regioselectivity for all arenes, regardless of their electronic properties.<sup>10</sup> Furthermore, the calculated relative reactivity of substituted indolizines **8**, **9**, and **10** under the CMD pathway correlates well with the minimal impact of these substituents on experimental outcomes.<sup>5c</sup> Evaluation of the CMD TS as a potential deprotonation step in an S<sub>E</sub>Ar mechanism was performed by searching for relevant stationary points corresponding to Wheland intermediates. Intermediate complexes were identified with arenes **1** and **8** (Figure 2); however, these species are best described as  $\eta^1$ - and  $\eta^2$ -C–Pd coordination complexes, not Wheland intermediates. Very little charge is present on the aromatic ring (–0.005 au for **1**-RC and +0.145 au for **8**-RC), and retention of aromaticity is observed for all substrates at the CMD TS.<sup>11</sup>

Experimentally, 3-fluorobenzothiophene **14** reacts preferentially over the more nucleophilic benzothiophene **13** in a competition reaction (eq 2). While this outcome is incompatible with S<sub>E</sub>Ar reactivity,<sup>12,13</sup> it conforms with calculated CMD values (Figure 1). A kinetic isotope effect of 2.1 is obtained for a reaction run in the presence of **10** and 1,3-*d*<sub>2</sub>-**10**.<sup>11</sup>

To cast light on how arenes such as **11** and **8** with such disparate physical properties might follow the same CMD pathway, an



activation–strain analysis was performed (Scheme 1).<sup>14</sup> The energetic cost (distortion energy,  $E_{\text{dist}}$ ) associated with distortion of the catalyst and arene from ground state **I** and **II** to TS geometries **III** and **IV**, as well as the energetic gain arising from bringing **III** and **IV** together to form TS **V** (electronic interaction energy,  $E_{\text{int}}$ ), was determined. As could be anticipated,  $\pi$ -electron-rich arenes **4** to **10** benefit from the largest negative  $E_{\text{int}}$  values. This gain is offset, however, by large  $E_{\text{dist}}$  penalties. On the other hand, electron-deficient arenes **11** and **3** do not benefit from large  $E_{\text{int}}$  values, but the TS remains accessible due to favorably low  $E_{\text{dist}}$  arising from a more facile arene distortion. Thiazole *N*-oxides **1** and **2** represent special cases (as also observed experimentally) since they benefit from both a small  $E_{\text{dist}}$  penalty and a large  $E_{\text{int}}$  gain. Reaction with benzene **12** is not favored by either value, resulting in the highest  $\Delta E^\ddagger$  of all the arenes evaluated.

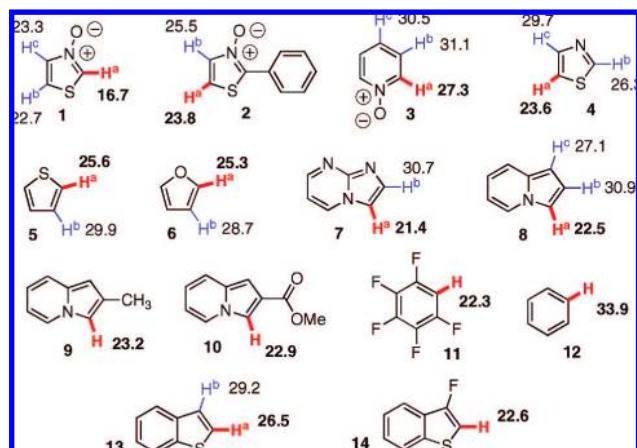


Figure 1. Free energy of activation ( $\Delta G^\ddagger_{298\text{K}}$ , kcal mol<sup>-1</sup>) for direct arylation via the CMD pathway involving an acetate ligand. Red bonds indicate the experimentally observed sites of arylation.

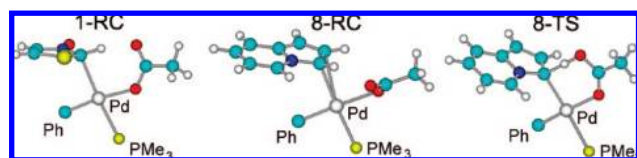
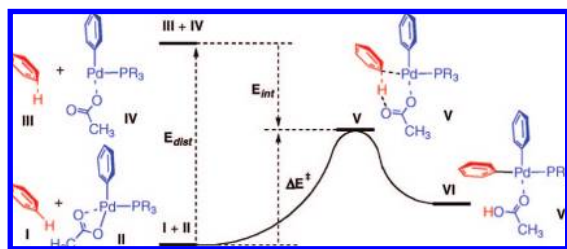


Figure 2. Structures corresponding to minima on the CMD reaction for **1** and **8** leading to the CMD TS (shown only for **8**).

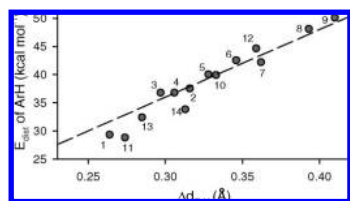
## Scheme 1. Activation–Strain Analysis



**Table 1.** Distortion/Interaction Analysis (kcal mol<sup>-1</sup>) for the Lowest Free Energy CMD Transition States

Arene	$\Delta E^\ddagger$	$E_{\text{dist}}(\text{ArH})$	$E_{\text{dist}}(\text{PdL})^a$	$E_{\text{int}}$	$q_{\text{NPA}}(\text{ArH})^b$	$B_{\text{Pd-C}}^c$
1	5.8	29.3	16.6	-40.1	-0.039	0.45
2	12.4	33.8	16.7	-38.1	-0.079	0.44
3	16.5	36.8	15.4	-35.7	-0.065	0.43
4	14.5	36.8	16.9	-39.2	-0.041	0.51
5	15.9	39.9	17.4	-41.4	-0.014	0.52
6	15.6	42.5	17.9	-44.8	+0.009	0.56
7	11.1	42.2	18.3	-49.4	+0.017	0.58
8	13.1	48.1	19.9	-54.9	+0.065	0.62
9	12.5	50.1	20.4	-58.0	+0.078	0.59
10	12.8	40.0	18.6	-45.8	+0.003	0.51
11	11.9	28.8	15.3	-32.2	-0.092	0.44
12	25.1	44.6	15.8	-35.3	-0.010	0.51
13	16.7	37.5	16.8	-37.6	-0.035	0.50
14	12.3	32.4	17.2	-37.3	-0.041	0.48

<sup>a</sup> Pd(Ph)(PMe<sub>3</sub>)(OAc). <sup>b</sup> NPA-derived charge (a.u.) of arene. <sup>c</sup> Mayer bond order for Pd–C<sub>A</sub> interaction.



**Figure 3.** Changes in C–H bond lengths ( $\Delta d_{\text{C-H}}$ ) and the distortion energies ( $E_{\text{dist}}$ ) for arenes **1**–**14** for CMD TSs.

These studies also cast light on the superior reactivity of **14** over **13**. The presence of the fluorine atom has little impact on  $E_{\text{int}}$  but results in a pronounced decrease in  $E_{\text{dist}}$  resulting in a more facile arene palladation.

The  $E_{\text{int}}$  reflects the strength of the carboxylate–H<sub>Ar</sub> and Pd–C<sub>Ar</sub> interactions. The accessible electron density of arene defines the C<sub>Ar</sub>–Pd covalent interaction<sup>15</sup> and can be quantified by the Pd–C<sub>Ar</sub> bond order<sup>16</sup> at the TS (Table 1). The factors contributing to  $E_{\text{dist}}$  are a focus of ongoing study. Previously, a correlation between C–H acidity and reactivity with electron-deficient arenes such as **12** has been noted.<sup>2e</sup> A closer examination of C–H bond elongation ( $\Delta d_{\text{C-H}}$ ) at the CMD TSs reveals that the largest  $\Delta d_{\text{C-H}}$  values are, in fact, not associated with the most acidic arenes (Figure 3). This indicates that simple Brønsted acidity may be a paralleling trend in some cases but not a governing influence.

These studies indicate that the involvement of the CMD mechanism, as described or as a related variant, may be much more broadly implicated than previously imagined in palladium-catalyzed direct arylation. Further critical mechanistic evaluation of this pathway should lead to a better understanding of the necessary substrate/catalyst parameters leading to successful coupling and facilitate the establishment of predictive rules for use with palladium-catalyzed direct arylation in biaryl synthesis.

**Acknowledgment.** We thank NSERC, the Research Corporation, the Sloan Foundation, the ACS (PRF AC), Merck Frosst, Merck Inc, Amgen, Eli Lilly, Astra Zeneca, and Boehringer Ingelheim for financial support. We thank Prof. Tom K. Woo computing facilities use funded by the CFI and the ORF.

**Supporting Information Available:** Experimental procedures and computational details. This material is available free of charge via the Internet at <http://pubs.acs.org>.

## References

- (1) (a) Kakiuchi, F.; Chatani, N. *Adv. Synth. Catal.* **2003**, *345*, 1077. (b) Daugulis, O.; Zaitsev, V. G.; Shabashov, D.; Pham, Q.-N.; Lazareva, A. *Synlett* **2006**, 20, 3382. (c) Campeau, L.-C.; Stuart, D. R.; Fagnou, K. *Aldrich. Chim. Acta* **2007**, *40*, 35. (d) Seregin, I. V.; Gevorgyan, V. *Chem. Soc. Rev.* **2007**, *36*, 1173. (e) Alberico, D.; Scott, M. E.; Lautens, M. *Chem. Rev.* **2007**, *107*, 174.
- (2) For recent examples, see: (a) Deprez, N. R.; Kalyani, D.; Krause, A.; Sanford, M. S. *J. Am. Chem. Soc.* **2006**, *128*, 4972. (b) Kalyani, D.; Deprez, N. R.; Desai, L. V.; Sanford, M. S. *J. Am. Chem. Soc.* **2005**, *127*, 7330. (c) Touré, B. B.; Lane, B. S.; Sames, D. *Org. Lett.* **2006**, *8*, 1979. (d) Chuprakov, S.; Chernyak, N.; Dudnik, A. S.; Gevorgyan, V. *Org. Lett.* **2007**, *9*, 2333. (e) Lafrance, M.; Rowley, C. N.; Woo, T. K.; Fagnou, K. *J. Am. Chem. Soc.* **2006**, *128*, 8754. (f) Campeau, L.-C.; Parisien, M.; Jean, A.; Fagnou, K. *J. Am. Chem. Soc.* **2006**, *128*, 581. (g) Garcia-Cuadrado, D.; Braga, A. A. C.; Maseras, F.; Echavarren, A. M. *J. Am. Chem. Soc.* **2006**, *128*, 1066. (h) Zaitsev, V. G.; Daugulis, O. *Angew. Chem., Int. Ed.* **2005**, *44*, 4046. (i) Shabashov, D.; Daugulis, O. *Org. Lett.* **2006**, *8*, 4947. (j) Shi, Z.; Li, B.; Wan, X.; Cheng, J.; Fang, Z.; Cao, B.; Qin, C.; Wang, Y. *Angew. Chem., Int. Ed.* **2007**, *46*, 5554. (k) Campeau, L.-C.; Bertrand-Laperle, M.; Leclerc, J.-P.; Villemure, E.; Gorelsky, S.; Fagnou, K. *J. Am. Chem. Soc.* **2008**, *130*, 3276. (l) Campeau, L.-C.; Bertrand-Laperle, M.; Leclerc, J.-P.; Villemure, E.; Gorelsky, S.; Fagnou, K. *J. Am. Chem. Soc.* **2008**, *130*, 3276.
- (3) For recent examples with other metals: Rh: (a) Lewis, J. C.; Berman, A. M.; Bergman, R. G.; Ellman, J. A. *J. Am. Chem. Soc.* **2008**, *130*, 2493. (b) Wang, X.; Lane, B. S.; Sames, D. *J. Am. Chem. Soc.* **2005**, *127*, 4996. (c) Yanagisawa, S.; Sudo, T.; Noyori, R.; Itami, K. *J. Am. Chem. Soc.* **2006**, *128*, 11748. (d) Born, R.; Althammer, A.; Ackermann, L. *Angew. Chem., Int. Ed.* **2006**, *45*, 2619. (e) Do, H.-Q.; Daugulis, O. *J. Am. Chem. Soc.* **2008**, *130*, 1128.
- (4) Okazawa, T.; Satoh, T.; Miura, M.; Nomura, M. *J. Am. Chem. Soc.* **2002**, *124*, 5286.
- (5) (a) Pivsa-Art, S.; Satoh, T.; Kawamura, Y.; Miura, M.; Nomura, M. *Bull. Chem. Soc. Jpn.* **1998**, *71*, 467. (b) Lane, B. S.; Brown, M. A.; Sames, D. *J. Am. Chem. Soc.* **2005**, *127*, 8050. (c) Park, C.-H.; Ryabova, V.; Seregin, I. V.; Sromek, A. W.; Gevorgyan, V. *Org. Lett.* **2004**, *6*, 1159.
- (6) Glover, B.; Harvey, K. A.; Liu, B.; Sharp, M. J. *Org. Lett.* **2003**, *5*, 301.
- (7) See refs refs 2e,g and Garcia-Cuadrado, D.; de Mendoza, P.; Braga, A. A. C.; Maseras, F.; Echavarren, A. M. *J. Am. Chem. Soc.* **2007**, *129*, 6880. CMD with Ru-catalyzed arylations: (a) Ozdemir, I.; Demir, S.; Cetinkaya, B.; Gourlaoen, C.; Maseras, F.; Bruneau, C.; Dixneuf, P. H. *J. Am. Chem. Soc.* **2008**, *130*, 1156. (b) Ackermann, L.; Vicente, R.; Althammer, A. *Org. Lett.* **2008**, *10*, 2299. For its involvement in cyclometalation with Pd(OAc)<sub>2</sub>, see: (c) Davies, D. L.; Donald, S. M. A.; Al-Duaij, O.; Macgregor, S. A.; Polleth, M. *J. Am. Chem. Soc.* **2006**, *128*, 4210.
- (8) For illustrative examples with each substrate class, see: Thiazole *N*-oxide: see ref 8. Pyridine *N*-oxide: see ref 9. Thiophenes/Furans: (a) Aoyagi, Y.; Inoue, A.; Koizumi, I.; Hashimoto, R.; Tokunaga, K.; Gohma, K.; Komatsu, J.; Sekine, K.; Miyafuji, A.; Kunoh, J.; Honma, R.; Akita, Y.; Ohta, A. *Heterocycles* **1992**, *33*, 257. Imidazopyrimidines: (b) Li, W.; Nelson, D. P.; Jensen, M. S.; Heorner, R. S.; Javadi, G. J.; Cai, D.; Larsen, R. D. *Org. Lett.* **2003**, *5*, 4835. Indolizines: See ref 5c. Pentafluorobenzene: (c) Lafrance, M.; Shore, D.; Fagnou, K. *Org. Lett.* **2006**, *8*, 5097. Benzene: (d) Lafrance, M.; Fagnou, K. *J. Am. Chem. Soc.* **2006**, *128*, 16496.
- (9) (a) Becke, A. D. *J. Chem. Phys.* **1993**, *98*, 5648. (b) Lee, C.; Yang, W.; Parr, R. G. *Phys. Rev.* **1988**, *B37*, 785.
- (10) Other pathways that were investigated include C–H oxidative insertion, outer sphere CMD, and Heck-like carbometalation.
- (11) See Supporting Information for computational and experimental details.
- (12) A competition Friedel–Crafts acylation reaction involving **13** and **14** results in the preferential reaction of **13** (6.7:1; **13/14**) and a 4.4:1 ratio of reaction at C3/C2 on **13**. See Supporting Information for experimental details.
- (13) For an informative review on the behavior of fluoroaromatics in S<sub>E</sub>Ar reactions, see: Rosenthal, J.; Schuster, D. I. *J. Chem. Educ.* **2003**, *80*, 679.
- (14) For a recent example of this type of analysis with palladium-catalyzed cross-coupling reactions, see: Legault, C. Y.; Garcia, Y.; Merlic, C. A.; Houk, K. N. *J. Am. Chem. Soc.* **2007**, *129*, 12664, and refs therein.
- (15) This usually involves the HOMO as well as other lower lying orbitals. For the MOs contributing to this property, see Table S1.
- (16) Mayer, I. *Chem. Phys. Lett.* **1983**, *97*, 270.

JA802533U